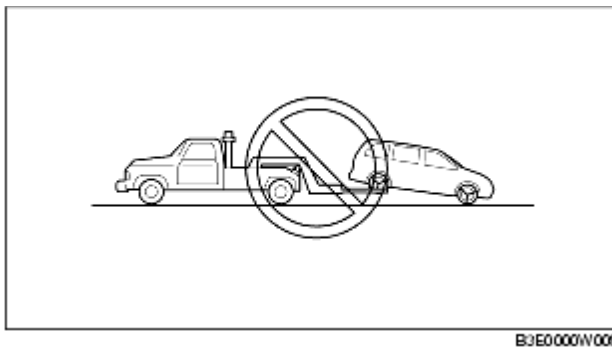
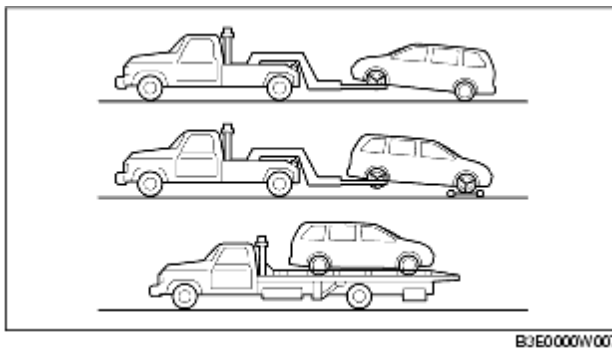


# TOWING

B3E00000009W01

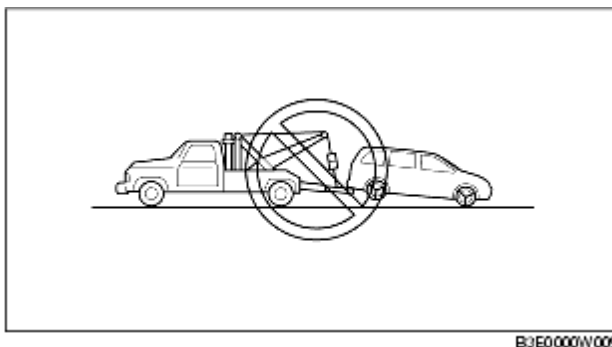
## Towing

- Proper lifting and towing are necessary to prevent damage to the vehicle. State and local laws must be followed.
- A towed vehicle usually should have its front wheels off the ground. If excessive damage or other conditions prevent this, use wheel dollies.
- When towing with the rear wheels on the ground, release the parking brake.



### Caution

- Do not tow the vehicle backward forward with driving wheel on the ground. This may cause internal damage to the transaxle.



**Caution**

- Do not tow with sling-type equipment. This could damage your vehicle. Use wheel-lift or flatbed equipment.

**Caution**

- Do not use the holes under the front and rear for towing. They are designed ONLY for tying down the vehicle when it is being transported.

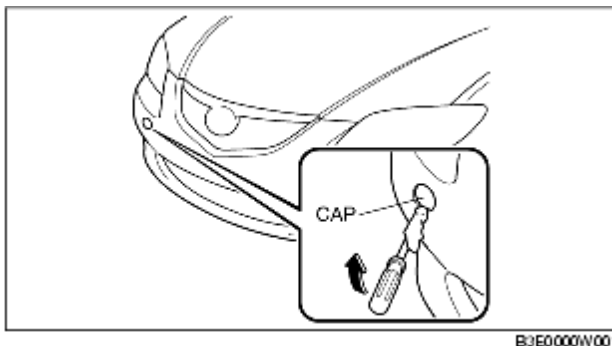
**Towing Hooks****Caution**

- The towing hooks should be used only in an emergency (to get the vehicle out of a ditch or a snow bank, for example).
- When using the towing eyelet or hooks, always pull the lead or chain in a straight direction with respect to the eyelet or hook. Apply no sideways force.
- Don't use the tiding hook under the rear for towing. It is designed ONLY for tying down the vehicle when it's being transported. Using it for towing will damage the bumper.

**Note**

- When towing with chain or lead, wrap the chain or lead with a soft cloth near the bumper to prevent damage to the bumper.

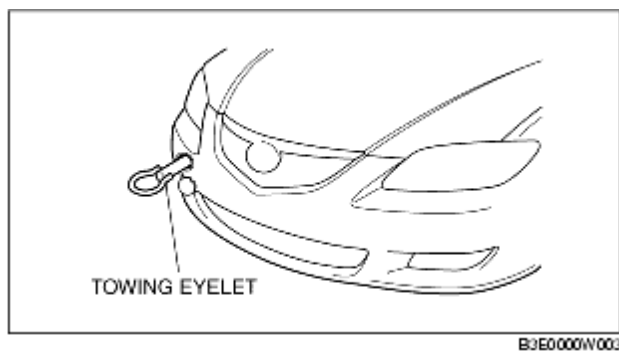
1. Remove the towing eyelet from trunk.
2. Wrap a screwdriver or similar tool with a soft cloth to prevent damage to the painted bumper and open the cap located on the front bumper.

**Caution**

- The cap cannot be completely removed. Do not use excessive force as it may damage the cap or scratch the painted bumper surface.

3. Securely install the towing eyelet using the wheel brace.

4. Hook the tying rope to the towing eyelet.



### Caution

- If the towing eyelet is not securely tightened, it may loosen or disengage from the bumper when towing the vehicle. Make sure that the towing eyelet is securely tightened to the bumper.

